

# MULTI-PURPOSE WINDOWS

## Design without limits

### **WOLFA** multi-purpose windows

Types MDK, TOP and Plus for more creative freedom



- **multifunctional**
- **efficient**
- **economical**

## **WOLFA** multi-purpose window type MDK

The truly multifunctional window for all fields of application.  
Perfect for basement utility rooms and industrial buildings.



*Single sash MDK*



*Double sash MDK*

### All the advantages at a glance

- ▮ Dimensionally stable, extremely well **insulated** multi-chamber system
- ▮ Material absolutely **resistant to weather and aging**, no painting required
- ▮ **High light incidence** thanks to the slim and offset frame and sash profiles
- ▮ State-of-the-art design: **anti-burglary fittings** with mushroom pin lock Roto NT
- ▮ High-quality **aluminum handles** with plastic coating
- ▮ **Thermal insulation glasses** 4/16/4 Ug= 1.1 or Ug= 0.7 W/m<sup>2</sup>k with De Luxe 82
- ▮ Wide range of accessories
- ▮ Low-priced

## Available sizes

We offer standard and customized sizes

- ! **Minimum width 39.5 cm** **Minimum height 44.5 cm**
- ! **Minimum height 35.0 cm** **Minimum width 50.5 cm**
- ! **Maximum width 120 cm** **Maximum height 100 cm**

## Variants and Options



*Window with forced ventilation*



*Window with dryer connection  
NW 100 integrated in the sash*



*Window with protective grille*



*With muntins in between the glasses*

## Glazing options

- ! All standard patterned glasses
- ! Safety and sound absorption glazing
- ! Great variety of muntins

## Accessories

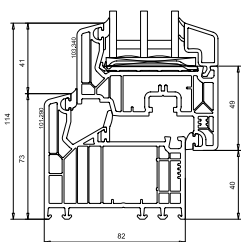
- ! Adhesive cover strips
- ! Aluminum sills in RAL colors
- ! Lockable window handles
- ! Wall joints
- ! Extension and interface profiles
- ! Mosquito screen

## The design

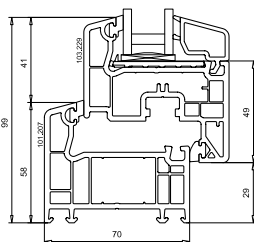
Multi-purpose window type MDK, plastic, white, various installation depths for all requirements. The MDK „De Luxe 82“ with a U value of 0.96 meets the highest demands on living comfort and guarantees significantly higher insulation values than required by the EnEV 2009 standard.

All types come with hidden one-hand turn & tilt profile Roto NT and mushroom pin lock for increased basic safety. A solid, white powder-coated window handle made by Hoppe is included in the consignment. Optionally as right-hinged tilt & turn window (DIN R) or as left-hinged tilt & turn window (DIN L).

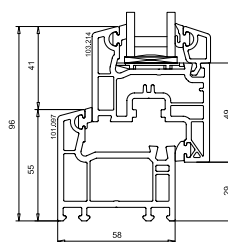
Standard consignment is DIN R unless indicated differently.



Profile cross section WOLFA MDK windows De Luxe 82 with an installation depth of 82 mm



Profile cross section WOLFA MDK windows De Luxe 70 with an installation depth of 70 mm



Profile cross section WOLFA MDK windows Klassik 58 with 58-mm installation depth

### De Luxe 82

- ▮ Better than required by EnEV 2009
- ▮ 7-chamber profile, 82-mm installation depth
- ▮ U-value 0.96
- ▮ Ug-value 0.7
- ▮ Triple-paned window with warm-edge spacers
- ▮ Offset surfaces
- ▮ Available in many colors
- ▮ Highest living comfort

### De Luxe 70

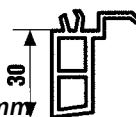
- ▮ Complies with EnEV 2009
- ▮ 5-chamber profile, 70-mm installation depth
- ▮ Offset surfaces with double window rebate seal
- ▮ Comes with Ug-1.1 glass
- ▮ Triple-paned window Ug 0.7 upon request
- ▮ Available in many colors
- ▮ Great living comfort

### Klassik 58

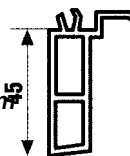
- ▮ Perfect for garages and utility rooms
- ▮ 3-chamber profile, 70-mm installation depth
- ▮ Offset surfaces with double window rebate seal
- ▮ Comes with Ug-1.1 glass
- ▮ Available in white

### Additional profiles

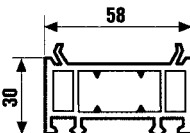
Window sill interface profile 30 mm



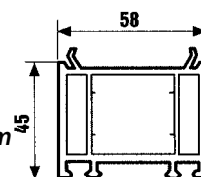
Window sill interface profile 45 mm



Cover frame extension 30 mm



Cover frame extension 45 mm



Interface profile



### Color design

With more than 30 colors and wood decors we provide individual solutions for every taste and building.



# WOLFA multi-purpose window type TOP

The window solution with decisive advantages

- ▮ 3-chamber or 5-chamber profile of unplasticized PVC
- ▮ Hidden, rust-proof plastic tilt fittings
- ▮ Mounting screws from stainless steel V2A
- ▮ Maintenance-free and weather-proof
- ▮ Thermal insulation glass 4/16/4, Ug= 1.1
- ▮ Extremely large glass surface thanks to the slim and offset profiles
- ▮ Available in many sizes

## Available sizes in cm

The **WOLFA** TOP window can easily be customized to the required size (minimum width and height are 40 cm).

**Minimum width:** 40 cm **Maximum width:** 130 cm

**Minimum height:** 40 cm **Maximum height:** 120 cm

## Glazing variants and accessories

Standard glass: **WOLFA**-Therm® Ug 1.1 (total thickness: 24 mm), patterned glasses (Silvit, Chinchilla, Cathedral Glass), safety glasses (ESG, VSG), sound absorption glasses, window sill interface profiles, cover frame extensions, forced ventilation or dryer connection - your wish is our command!

## Colors

TOP 58 (3-chamber profile)  
**White, similar to RAL 9010**

## Colors

TOP de Luxe 70 (5-chamber profile)  
**Choose between 30 colors and wood decors**  
(window handles and fittings in white).



*Double sash*



# WOLFA multi-purpose window type PLUS

The economical window with a myriad of advantages

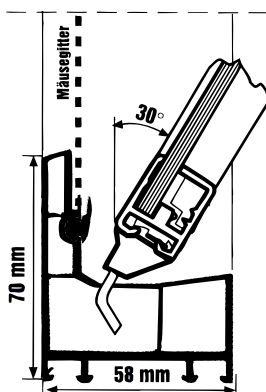


- ▮ **Robust, dimensionally stable and fail-safe** thanks to the indestructible, rigid PVC
- ▮ **High light incidence** thanks to the slim frame
- ▮ Thermal insulation glass, optionally up to  $U_g = 1.1 \text{ W/m}^2\text{k}$
- ▮ Easy to handle: with two or three opening positions
- ▮ **Easy glass replacement** because the glass sash frame is simply screwed on
- ▮ **Easy-care and maintenance-free**
- ▮ **Highly burglar-proof** thanks to the special anti-lift device when the sash is tilted; double grille protection through groove and screw connection

## Available sizes

All sizes between 26 and 120 cm width and height

## Profile cross-section




Tilted hopper wing

## Colors

White, similar to RAL 9010  
Brown, similar to RAL 8019

# Accessories for the multi-purpose window type PLUS

Special designs



*Type Plus with forced ventilation sash*




*Type Plus with dryer connection*


## Patterned and safety glazing

- Chinchilla, Silvit, 178, Ornament 504, Altdeutsch K, Abstracto 187
- Patterned glass – Single "raw glass" pane" (structure similar to finely hammered Cathedral glass)
- Wire glass 7 mm single pane
- ESG (tempered safety glass) 5 mm
- VSG (laminated safety glass) 6 mm

## Color-coated protective grilles




*RAL 9010  
pure white*



*RAL 7035  
light gray*

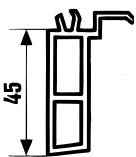


*RAL 7016  
charcoal gray*

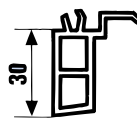


*RAL 8014  
sepia brown*

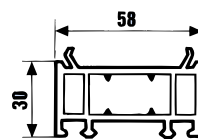
## Interface profiles and extension profiles



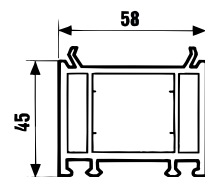
*Window sill interface profile 4.5 cm*



*Window sill interface profile 3 cm*



*Frame extension 3 cm*



*Frame extension 4.5 cm*



## **Casement windows**

**Windows made of plastic**

**Residential windows**

**Front / balcony doors**

**Multi-purpose windows**

**Basement windows made of plastic**

**Basement windows made of steel**

**Window well systems**

**Ventilation shafts**

**Insulated glass**

**Doormats**

**Drainage systems**

**Yard catch basins**

**Gratings**

**Stair steps**

**Perforated plates**

**Soil sifters**

**Composters**

**Plastic gratings for industry**

**Plastic gratings for farming**

**Feed mangers**

**Feed troughs**



Your trading partner:

### **Friedrich Wolfarth GmbH & Co. KG**

Steel and Plastic Building Components

Friedrich-Wolfarth-Straße 6

D-97990 Weikersheim-Neubronn

Phone: +49 (0) 79 34 / 91 91-0

Fax: +49 (0) 79 34 / 91 91-50

Internet: <http://www.wolfa.de>

Email: [mail@wolfa.de](mailto:mail@wolfa.de)