

# DRAINAGE SYSTEMS

**NEW**

## **WOLFA Slot Drain**

### **The smart drainage system**

For facades, stairways, entrance areas,  
Public places and other sealed surfaces.



- made of glass fiber reinforced polyester GRP
- corrosion-proof
- resistant to de-icing salt and frost
- robust and extremely break-resistant

## WOLFA Slot Drain The smart drainage system

The new WOLFA Slot Drain made of GRP is the most elegant solution when sophisticated architectural requirements need to be met. It allows an efficient channel drainage of facades, entrance areas, stairways, public places and other sealed surfaces.

The slotted top is 100 mm high and replaces the broad drainage gutter cover. With its opening width of merely 10 mm and optional colors from charcoal to light gray, the WOLFA slot drain perfectly fits the overall looks of any environment. The 6-mm GRP edges guarantee permanent and corrosion-proof material durability. Neither is car traffic a problem for the slot drain.

The range comprises drain gutter types 100/ V, 100/8V and 100V Line.

For easy cleaning and maintenance, WOLFA provides catch basins for all three drain gutter systems. Two special keys allow the removal of the inspection box and easy cleaning of the mud bucket. A height-adjustable elevation is available for gutters 100/6V and 100/8V.

### Areas of application:

- Facades
- Patios
- Stairways
- Public places
- Residential buildings
- Urban and industrial buildings
- Pedestrian areas



*light gray*



*charcoal gray*

### All the advantages at a glance:

- corrosion-proof
- resistant to de-icing salt and frost
- integrated tongue and groove connection for gutter body and slotted top
- 3 different gutter bodies
- low weight, easy and fast installation
- no inclination necessary
- height-adjustable elevation
- catch basin with inspection cap

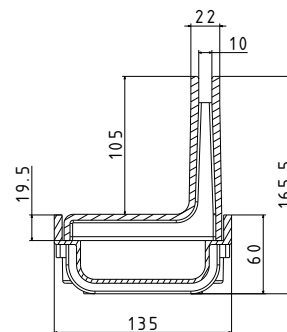


*Light gray WOLFA slot drain with catch basin*

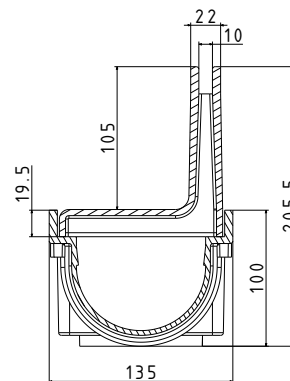
## Variants



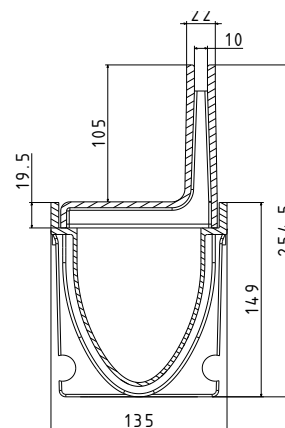
Gutter body 100/6V



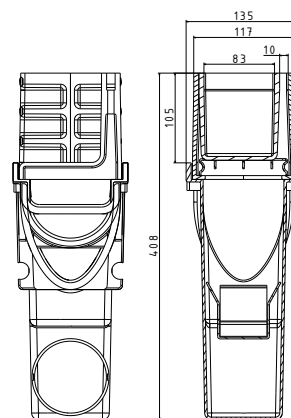
Gutter body 100/8V



Gutter body 100/V Line



Keys for catch basin



## Additional *WOLFA* drainage systems

Car park gutters

Flat gutters

Gutter systems for house and farm

Heavy-duty gutters up to D 400

Spot intakes



AquaStop



Drainage gutter Fixo 75



Drainage gutter 100/6



Drainage gutter 108.5S



Yard catch basin



Drainage gutter 100/8V



Drainage gutter 100/V line



Drainage gutter 150F



Drainage gutter 150/V line

**WOLFARTH**  
Bauelemente aus  
Stahl + Kunststoff

**Friedrich Wolfarth GmbH & Co. KG**  
Steel and Plastic Building Components

Friedrich-Wolfarth-Straße 6  
D-97990 Weikersheim-Neubronn  
Phone: +49 (0) 79 34 / 91 91-0  
Fax: +49 (0) 79 34 / 91 91-50  
Internet: <http://www.wolfa.de>  
Email: [mail@wolfa.de](mailto:mail@wolfa.de)